


## HIGHLIFE® COLLECTION COLOUR PALETTE

### WALNUT



Alpine White Ivory Tuscan Sun Desert

*Cocoa step available for Walnut cabinet*


### DRIFTWOOD



Alpine White Ice Grey Platinum Tuscan Sun

*Smoke step available for Driftwood cabinet*

### BRONZE



Alpine White Ivory Tuscan Sun Desert

*Cocoa step available for Bronze cabinet*


### BRUSHED NICKEL



Alpine White Ice Grey

*Smoke step available for Brushed Nickel cabinet*


### SANDSTONE



Alpine White Ivory Tuscan Sun Desert

*Cocoa step available for Sandstone cabinet*

### SHALE



Alpine White Ice Grey Platinum

*Smoke step available for Shale cabinet*

# Highlife® Collection

Hot Spring® Spas manufactures one of the world's most innovative and energy-efficient hot tubs. For more than 40 years we have designed and built spas with unique massage, easy-to-use water care systems, and features that keep operating costs low. Our decades of experience and unparalleled customer care give you The Absolute Best Hot Tub Ownership Experience™.

Introducing, the Highlife Collection. The pinnacle of design, engineering and luxury from Hot Spring Spas.



# Highlife® Collection

## 1. Unique Massage


One-of-a-kind Moto-Massage™ DX moving jets provide two powerful water streams that sweep up and down your back

## 2. 100% Water Filtration

Exclusive no-bypass filtration system and dishwasher-safe Tri-X™ filters help keep water crystal clear

## 3. Easy Water Care

FreshWater™ Salt System ready for our best spa water possible with less effort



## 4. Energy Saving

Full-foam insulation and Energy Smart™ system for Super Energy Efficiency

## 5. Easy Operation

Wireless remote control operates spa functions from anywhere in the spa and up to 9 metres away

## 6. Built for Years of Use

Polymer support structure and base pan are wood-free for durability and long life



	Grandee™	Envoy™	Aria™	Vanguard™	Sovereign™	Triumph™	Prodigy™	Jetsetter™ LX	Jetsetter™
<b>Spa Models</b>									
<b>Seating</b>	7	5	5	6	6	4	5	3	3
<b>Lounge</b>	No	One	One	No	One	Two	No	One	One
<b>Dimensions</b>	254 x 231 x 97 cm	236 x 231 x 97 cm	221 x 221 x 91 cm	221 x 221 x 91 cm	203 x 236 x 84 cm	236 x 188 x 84 cm	198 x 213 x 84 cm	213 x 165 x 84 cm	213 x 165 x 74 cm
<b>Water Capacity</b>	1,700 litres	1,475 litres	1,225 litres	1,275 litres	1,200 litres	1,275 litres	1,100 litres	800 litres	750 litres
<b>Weight</b>	425 kg Dry 2,685 kg Filled*	375 kg Dry 2,250 kg Filled*	315 kg Dry 1,940 kg Filled*	315 kg Dry 2,070 kg Filled*	280 kg Dry 1,960 kg Filled*	265 kg Dry 1,860 kg Filled*	295 kg Dry 1,795 kg Filled*	220 kg Dry 1,260 kg Filled*	215 kg Dry 1,205 kg Filled*
<b>Jets</b>	43	43	35	38	28	27	22	22	14
<b>Moto-Massage™</b>	Two	One	One	Two	One	One	One	One	One
<b>Water Feature</b>	Yes	Yes	Yes	Yes	Yes	No	No	No	No
<b>Voltage</b>	230V/20A	230V/20A	230V/20A	230V/20A	230V/16A	230V/16A	230V/16A	230V/16A	230V/16A

\* Includes water and adults weighing 80 kg each